




## EAPSP n×1×1.4

### Applications

The cables are used as railway cables and can be installed directly into the ground or in ducts.

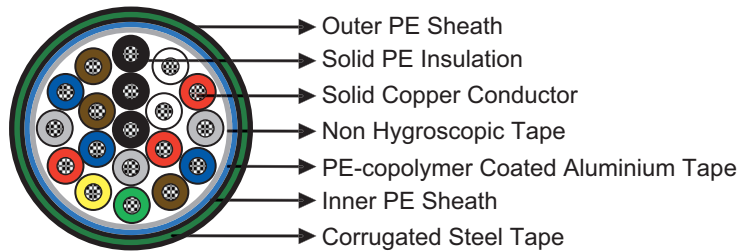


### Standards

- RENFE E.T. 03.365.051.6

### Construction

- Conductors: Soft annealed solid copper, 1.4 mm nominal diameter.
- Insulation: PE insulation.
- Stranding: Cores are helically stranded in concentric layers.
- Core Wrapping: Plastic tape(s) with overlapping.
- Moisture Barrier: One laminated sheath made of aluminium tape (0.2mm thick) coated with copolymer on at least one side is applied longitudinally with overlap.
- Inner Sheath: PE sheath.
- Armour: One corrugated steel tape is longitudinally applied with overlap.
- Outer Sheath: PE sheath.



### Electrical Characteristics at 20°C

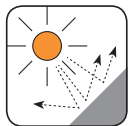
Nominal Conductor Diameter	mm	1.4
Maximum Conductor Resistance	Ω/km	11.7
Minimum Insulation Resistance @500 V DC	MΩ.km	25000
Resistance Unbalance	%	2
Test Voltage @50Hz 1min		
Core to Core	V <sub>eff</sub>	2100
Core to Screen	V <sub>eff</sub>	2500
Core to Armouring	V <sub>eff</sub>	2000

### Mechanical and Thermal Properties

- Minimum Bending Radius: 10×OD
- Temperature Range: -30°C to +70°C (during operation); -10°C +50°C (during installation)

### Dimensions and Weight

Cable Code	Number of Cores	Nominal Sheath Thickness mm		Maximum Overall Diameter mm	Nominal Weight kg/km
		Inner	Outer		
1.4mm Conductor, 2.6mm Insulated Wire					
RS/EAPSP-2Y(L)2Y(SR)2Y-4C1.4	4	1.3	1.4	15.7	270
RS/EAPSP-2Y(L)2Y(SR)2Y-7C1.4	7	1.3	1.4	17.1	350
RS/EAPSP-2Y(L)2Y(SR)2Y-9C1.4	9	1.3	1.4	19.9	420
RS/EAPSP-2Y(L)2Y(SR)2Y-12C1.4	12	1.3	1.4	20.0	480
RS/EAPSP-2Y(L)2Y(SR)2Y-19C1.4	19	1.3	1.4	22.0	630
RS/EAPSP-2Y(L)2Y(SR)2Y-27C1.4	27	1.3	1.4	24.8	810
RS/EAPSP-2Y(L)2Y(SR)2Y-37C1.4	37	1.3	1.4	26.9	1010
RS/EAPSP-2Y(L)2Y(SR)2Y-48C1.4	48	1.3	1.4	29.7	1240
RS/EAPSP-2Y(L)2Y(SR)2Y-61C1.4	61	1.3	1.4	31.8	1490



UV Resistant



Water Resistant



Rated Voltage



Buried in Ground



Laid In Ducts



Zero Halogen  
IEC 60754-1/NF C20-454  
EN 50267-2-1

